

Washstand fitting with electronic opening and closing function without pop-up waste

TARA











44 521 660



Fits: TARA, META

- Infrared sensor technology
- 165 mm projection
- height of mixer 310 mm
- height up to aerator 199 mm
- hole diameter 35 mm
- fixed spout
- max. flow 1.9 l/min
- laminar flow
- suitable for thermal disinfection
- Automatic shut-off after pre-set time is reached
- Indirect temperature control (undercounter)
- Control box included
- Adjustable sensor detection range
- Battery or plug-in power supply operated (batteries not included)
- 4x AA (1.5V) batteries required
- lead-free
- 1x screw-in M 8 x 1 pressure hose, leak-tested

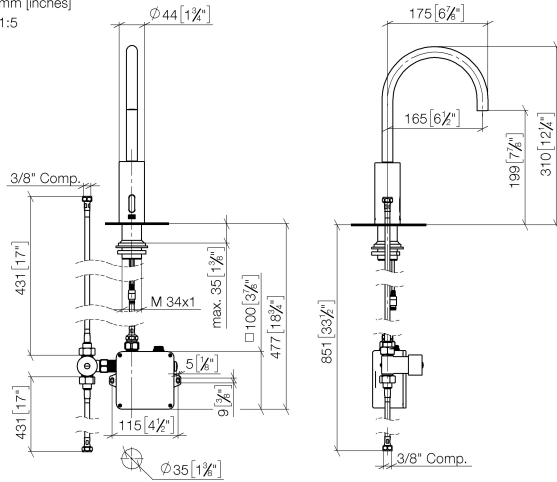
Batteries not included

	Chrome	44 521 660-00 0010
	Brushed Platinum	44 521 660-06 0010
	Platinum	44 521 660-08 0010
	Matte White	44 521 660-10 0010
	Dark Chrome	44 521 660-19 0010
	Brushed Durabronze (23kt Gold)	44 521 660-28 0010
	Matte Black	44 521 660-33 0010
	Brushed Champagne (22kt Gold)	44 521 660-46 0010
	Champagne (22kt Gold)	44 521 660-47 0010
	Brushed Chrome	44 521 660-93 0010
	Brushed Dark Platinum	44 521 660-99 0010

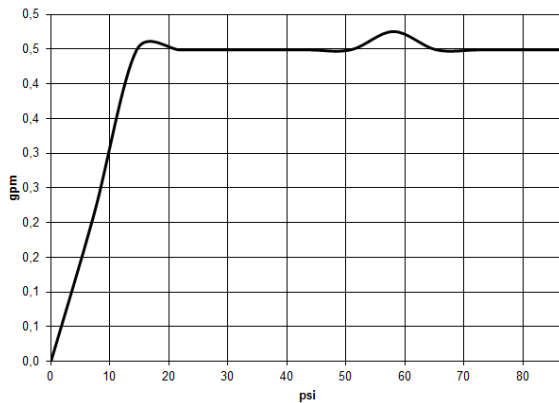
44 521 660

mm [inches]

1:5



### Flow rate chart



### Spare parts list

No.	Item Number	Name	Quantity used	Delivery time
1	09 29 03 094 90	aerator	1	60
2	04 30 09 028 00 90	key	1	10
3	04 30 04 108 00 90	hose	1	60
4	04 23 10 044 08 90	fixing set	1	2
5	12 506 970 90	High pressure hoses	1	2
6	90 30 50 081 00 90	valve	1	2
7	90 10 01 247 02 90	valve box	1	60