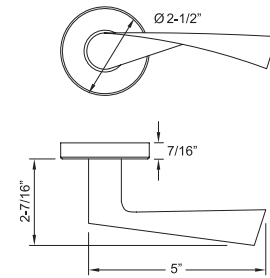


211 Breeze



Material

Stainless Steel Levers and Escutcheons

Door Thickness

1-3/8" to 1-3/4" (35mm to 44mm)
Thick door kits available.

Standard Finishes

- Satin Stainless Steel (630/US32D)
- Bright Polished Stainless Steel (629/US32)
- Oil Rubbed Bronze on Stainless Steel (613/10B)

Features

- Concealed fixings
- Spring assisted chassis
- Same lever design with multiple escutcheons and functions to suit different applications



Functions

Tubular Latch Set w/RA, SE, GT* Rose

- Passage, 2-3/8" backset = L61
- Passage, 2-3/4" backset = L71
- Privacy, 2-3/8" backset = L62
- Privacy, 2-3/4" backset = L72
- Single Dummy Left = DL
- Single Dummy Right = DR
- Full Dummy = DL + DR
- Communicating/Exit; 2-3/8" backset = CM6
- 2-3/4" backset = CM7

* See Page 3.1 for RA/SE Rose details
GT rose coming soon

Tubular Entry Set w/Deadbolt & w/LA Plate or SF Plate;

- 2-3/8" backset = C63
- 2-3/4" backset = C73

* See Page 3.3 for details

Mortise Handle Set w/NY Plate MR Mortise Backset: 2-3/4"

- Entrance = MR720
- Dummy = EDP

* See Page 3.6 for details

Mortise Set w/RA, SE, GT Rose or w/LA, SF, SM* Plate

- MC Mortise Backset: 2-3/4"
- Passage = MC701
- Privacy = MC722
- Storeroom = MC707
- Classroom = MC705
- Entrance = MC720
- Entry w/o Toggle = MC738
- Entry w/o Deadbolt = MC704
- Dummy = MDP

* See Page 3.2 and 3.4 for details
GT and SM mortise set coming soon

Multipoint Trim w/MU Plate*

- Key to Lever Distance: 3-5/8" (92mm)
- Passage = MA10
- Patio US Cylinder = MA15
- Entry US Cylinder = MA55
- Patio Euro Cylinder = MA25
- Entry Euro Cylinder = MA35
- Half Passage/Half Dummy = MA20
- Full Dummy = MADP

* MU plate coming soon

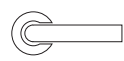
Escutcheon Options



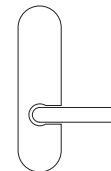
RA Rose
2-1/2" Dia.
(64mm Dia.)



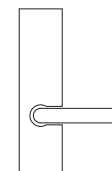
SE Rose
2-3/8" Sq.
(60mm Sq.)



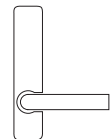
GT Rose
2-1/16" Dia.
(53mm Dia.)



LA Plate
10-1/2"x2-1/2"
(267x63mm)



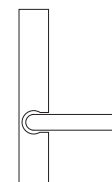
SF Plate
10-1/2"x2-1/2"
(267x63mm)



SM Plate
8-7/8" x 1-5/8"
(226x42mm)



NY Plate
17-1/8" x 2-1/2"
(453 x 63mm)



MU Plate
10-1/2" x 1-5/8"
(267x42mm)

How to Order/Specify:

Rose/Plate	Lever	Function	Finish	Handing*	Other
RA	211	L61	32D	-	-

* Handing required on single dummy, entry, mortise, multipoint functions and custom set.