

Vesper™ Midline Light GLB30MLS - Specification Sheet

Features

- Seamless and flush aesthetic
- Modular lighting can be ganged with M Series/PL Series Cabinets
- Will operate in high humidity or damp spaces
- Thinner profile is ideal for urban spaces for ease of installation
- Warm, relaxing tones (3000K)
- Light provides ambient lighting for a room
- Dimmable LED using a standard residential dimmer that works with your home's existing wiring
- Energy efficient LED's with an estimated life of 53,000 hours:

Kelvin	3000
CRI	90+
R9 Value*	50+

* Based on a measurement of subset of sizes, shapes and lighting styles

Construction

- Rust-free anodized aluminum and glass construction
- Anodized aluminum back frame
- Quality polished edge mirror
- Diffuser built into the product
- Fully encased lighting construction eliminating exposed LEDs and electrical components
- Wired internally - Front access serviceability

Codes/Standards Applicable

- ETL certified (damp locations) to:
 - UL 1598
 - CSA C22.2 No. 250.0

Dimensions

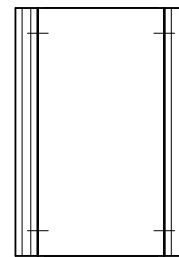
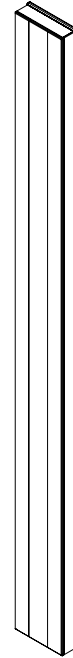
Height: 30" (762 mm)
 Width: 2-3/4" (70 mm)
 Depth: 4-5/8" (117 mm) When surface mounted
 15/16" (24 mm) When recessed
 Net Weight: 6 - 9 lbs.

Accessories

- Ganging Kit (MGKIT)
- Surface-Mount Kit (MSMK__D_P)
- Semi-Recess Mount Kit (MSMK__D8SRP)

Model Number Key

Product Line	Width	Height	Light Design	Light Type	Qty of Lights	Main Body Color	Color Temp	Engine Type
GL = Vesper Light	B = 2-3/4"	30 = 30"	M = Midline	L = LED	S = Single Light	S = Silver	3 = 3000K	D = Dimmable



Typical Ganged Arrangement

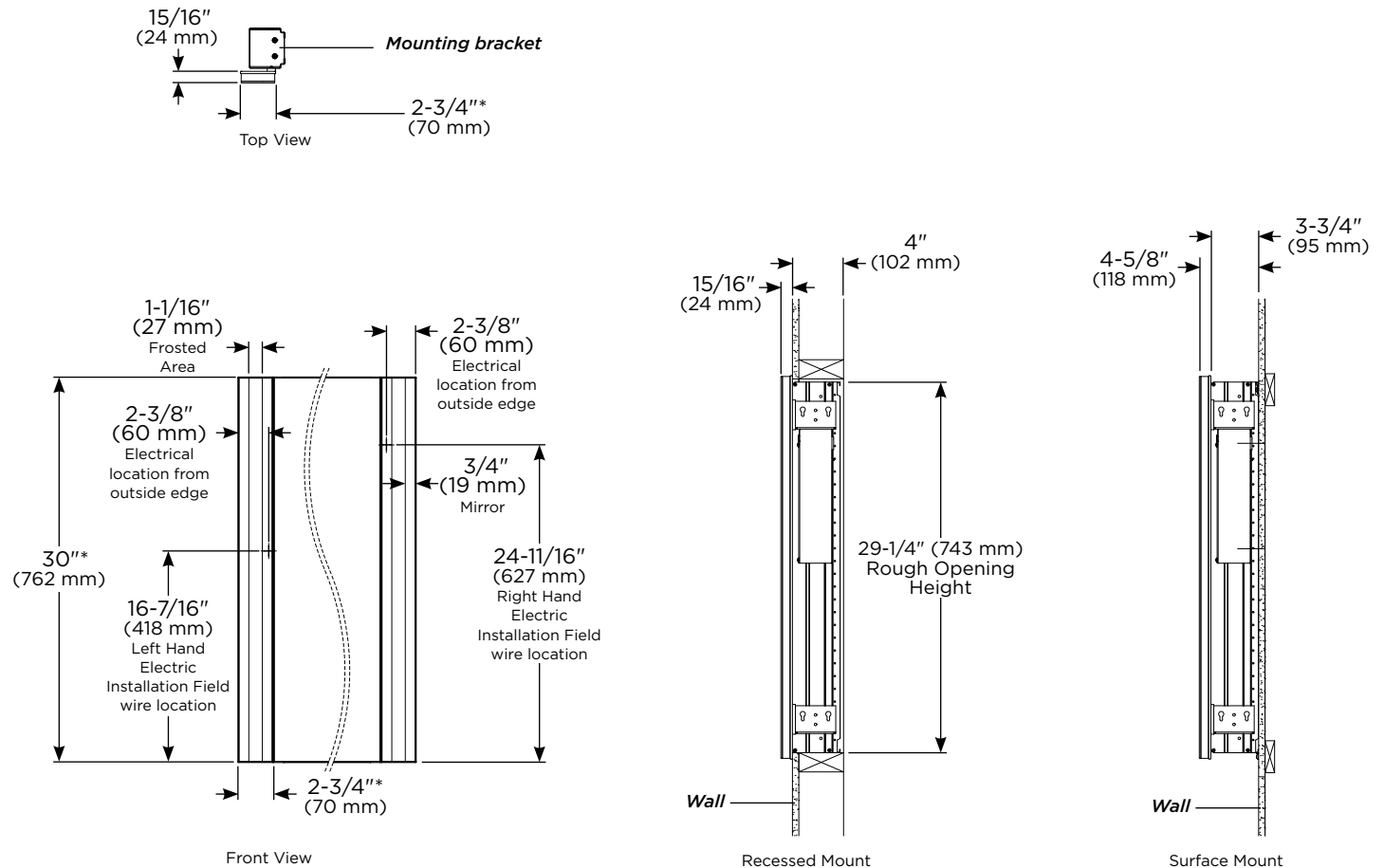
Note: This fixture adds 2-3/4" per light or 5-1/2" per pair to the overall rough-in width.

Installation

- Sold as a single unit (not as pairs)
- Fixture adds 2-3/4" per light (5-1/2" pair) to the overall rough-in width
- Vesper Lighting comes with hardware to mount to one side of a cabinet
- If ganging more than one cabinet, a MGKIT is required
- Can be surface-mounted with 4" depth (D4), 6" depth (D6) and 8" depth (D8) cabinets (D4, D6 and D8 surface-mount kit required). Can be semi-recessed with 6" (D6) and 8" depth (D8) cabinets (D6 and D8 semi-recessed kit required) and fully recessed with 4" depth (D4), 6" depth (D6) and 8" depth (D8) cabinets

Electrical System

- Operates on 120 volts AC and 1.6A max (3000K) per fixture
- Recommended dimmer for fixture: Lutron C.L Dimmers or Caseta Wireless.
- (US) ETL and (Can) ETL Listed for Damp Locations
- Field wire location as shown in drawing



*Lens dimensions are 1/8" (3 mm) smaller than light body